

**PERPETUAL
CREDIT
INCOME
TRUST**

ARSN 626 053 496



19 May 2022
ASX Limited
ASX Market Announcements Office
Exchange Centre
20 Bridge Street
SYDNEY NSW 2000

**Perpetual Credit Income Trust
Monthly Investment Update announcement**

Perpetual Credit Income Trust (the Trust) (ASX: PCI) advises that it has released the Monthly Investment Update (the Report) for the period ending 30 April 2022 (as attached).

If shareholders or other interested parties have any queries regarding the Report, they can contact:

Karen Trau
Investor Relations, PCI
P: 02 9229 3138
E: karen.trau@perpetual.com.au

Yours faithfully

Teresa Lee-Antonas
Senior Client Manager
Perpetual Trust Services Limited

INVESTMENT UPDATE

April 2022

INVESTMENT OBJECTIVE

To provide investors with monthly income by investing in a diversified pool of credit and fixed income assets.

PORTFOLIO SNAPSHOT

AS AT 30 APRIL 2022	AMOUNT
ASX unit price	\$1.030
NTA per unit ¹	\$1.096

¹ Daily Net Tangible Asset (NTA) is available at

www.perpetualincome.com.au

All figures are in Australian dollars (AUD), unless otherwise stated. All figures are unaudited and approximate. Past performance is not indicative of future performance. NTA figures are calculated as at the end of day on the last business day of the month.

KEY TRUST INFORMATION²

AS AT 30 APRIL 2022

ASX code:	PCI
Structure:	Listed Investment Trust
Listing date:	14 May 2019
Market capitalisation:	\$413 million
Units on issue:	400,745,662
Distributions:	Monthly
Management costs:	0.88% p.a. ³
Manager:	Perpetual Investment Management Limited
Responsible Entity:	Perpetual Trust Services Limited

² Perpetual Credit Income Trust ARSN 626 053 496.

³ Estimate inclusive of net effect of GST.

INVESTMENT PERFORMANCE⁴

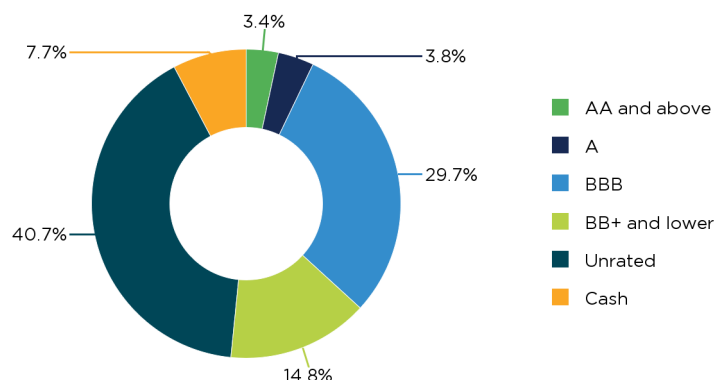
AS AT 30 APRIL 2022	1 MTH	3 MTHS	6 MTHS	1 YR	3 YRS P.A.	5 YRS P.A.	SINCE INCEP P.A.
PCI Investment portfolio	0.1%	0.2%	0.6%	2.4%	-	-	3.4%
Returns net of operating expenses							
RBA Cash Rate	0.0%	0.0%	0.0%	0.0%	-	-	0.4%
Excess returns	0.1%	0.1%	0.5%	2.4%	-	-	3.1%
Distribution return	0.4%	1.1%	2.0%	3.7%	-	-	3.5%

⁴ Investment returns, net of management costs have been calculated on the growth of Net Tangible Assets (NTA) after taking into account all operating expenses (including management costs) and assuming reinvestment of distributions on the ex-date. Distribution return has been calculated based on the PCI investment portfolio return less the growth of NTA. Past performance is not indicative of future performance. Since inception return is from allotment on 8 May 2019. Investment return and index return may not sum to excess return due to rounding.

PORTFOLIO SUMMARY

AS AT 30 APRIL 2022	AMOUNT
Number of holdings	118
Number of issuers	92
Running yield	4.0%
Portfolio weighted average life	3.0 years
Interest rate duration	31 days

RATINGS BREAKDOWN



Source: Standard & Poor's and Perpetual Asset Management Australia. Data is as at 30 April 2022. All figures are unaudited and approximate.

DISTRIBUTIONS CPU⁵

The table below shows the distribution in cents per unit for each distribution period in the respective financial year. The annual distribution return is 3.7%. This is in line with the Trust's target return of RBA Cash Rate +3.25% (net of fees) through the economic cycle. This is a target only and may not be achieved.

AS AT 30 APRIL 2022	JUL	AUG	SEP	OCT	NOV	DEC	JAN	FEB	MAR	APR	MAY	JUN	FYTD
FY2020	0.40	0.40	0.39	0.37	0.36	0.37	0.37	0.35	0.33	0.30	0.31	0.30	4.26
FY2021	0.32	0.32	0.30	0.31	0.28	0.30	0.30	0.27	0.30	0.29	0.33	0.32	3.63
FY2022	0.32	0.32	0.31	0.32	0.31	0.35	0.35	0.36	0.41	0.39	-	-	3.43

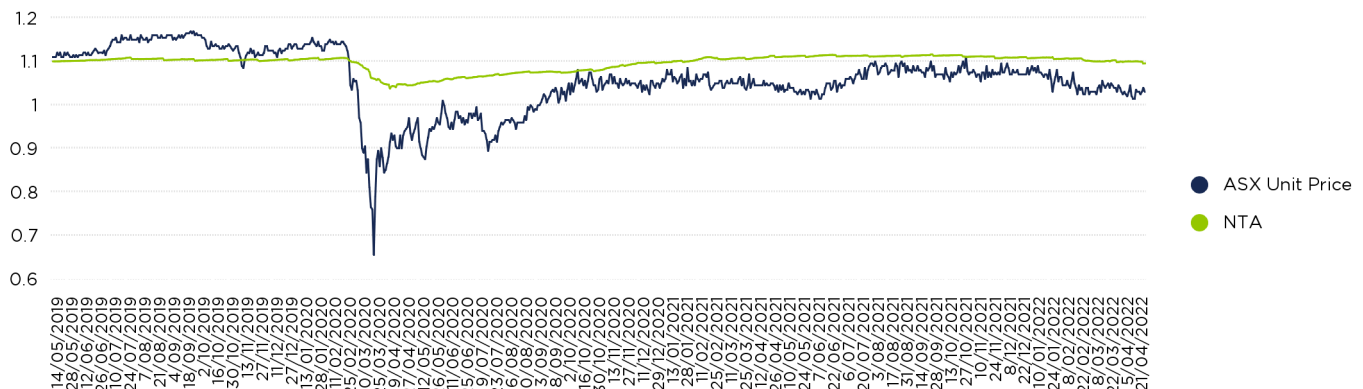
⁵ Distributions are stated as cents per unit and have been rounded to two decimal places. Detailed distribution announcements are available on the [PCI website](#) and are stated in Australian dollars rather than cents per unit. Distribution return has been calculated based on the PCI investment portfolio return less the growth of NTA. Past performance is not indicative of future performance.

TOTAL UNITHOLDER RETURN⁶

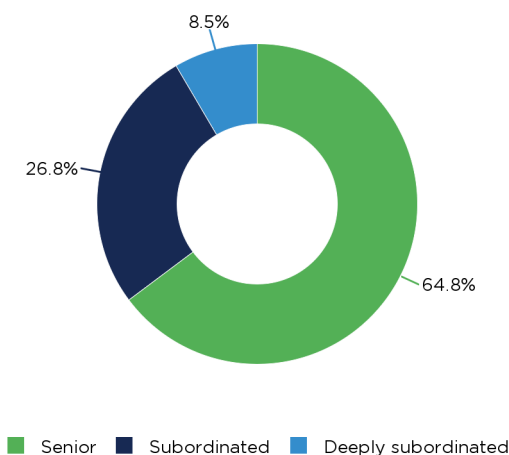
AS AT 30 APRIL 2022	1 MTH	3 MTHS	6 MTHS	1 YR	3 YRS P.A.	5 YRS P.A.	SINCE INCEP P.A.
Total unitholder return	-1.1%	-2.2%	-3.1%	2.4%	-	-	1.4%
RBA Cash Rate	0.0%	0.0%	0.0%	0.0%	-	-	0.3%
Excess returns	-1.1%	-2.2%	-3.1%	2.4%	-	-	1.1%
Distribution return	0.4%	1.1%	2.0%	3.9%	-	-	3.6%

⁶ Total unitholder return - ASX unit price performance with reinvestment of distributions has been calculated on the growth of the ASX unit price and assumes reinvestment of distributions on the ex-date. Distribution return has been calculated based on the total unitholder return less the growth in the ASX unit price over the period. Past performance is not indicative of future performance. Since inception return is from listing on 14 May 2019, initial price used is the subscription price of \$1.10. Unitholder return and index return may not sum to excess return due to rounding.

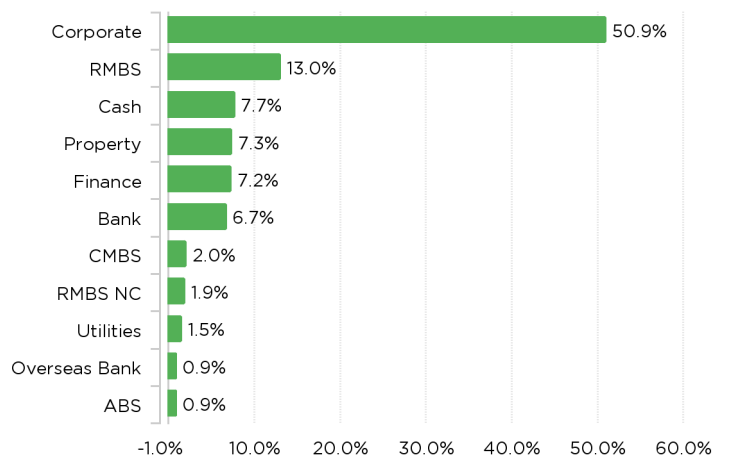
NTA PER UNIT VS ASX UNIT PRICE PERFORMANCE



SENIORITY BREAKDOWN



SECTOR ALLOCATION



Source: Bloomberg and Perpetual Asset Management Australia. Data is as at 30 April 2022. All figures are unaudited and approximate.

Source: Bloomberg and Perpetual Asset Management Australia. Data is as at 30 April 2022. All figures are unaudited and approximate.

PORTFOLIO UPDATE

The Trust's portfolio has outperformed the Reserve Bank of Australia (RBA) Cash Rate over 1-month and 1-year periods by 0.1% and 2.4% respectively.

The Trust's positive performance is notable in a month of continued turmoil in financial markets. Markets continued to slide through April with equities falling while credit spreads widened, and bond yields rose sharply. Slowing economic growth concerns joined persistent elevated inflation and accelerating monetary policy tightening as the key headwinds for markets. Throughout the recent volatility, the Trust's floating rate structure has continued to insulate the portfolio from the impact of rising yields, while the robust running income has offset widening credit and swap spreads.

Income return was the most significant contributor to performance during April and continues to offset the impact of elevated volatility in fixed income and credit markets. The Trust's income was predominantly generated by coupon payments and interest income from portfolio exposure to non-financial corporate bonds. Residential mortgage-backed securities (RMBS), non-bank financials and property also contributed to income return. The portfolio's running yield was 4.0% at month end.

Credit spread widening was marginally negative for performance during the month. Credit spread return was mixed by sector with the portfolio's exposure to non-financial corporates performing well while domestic banks and RMBS exposures detracted. Financials, led by domestic major banks widened on accelerated monetary policy tightening expectations which also impacted securitized sectors such as RMBS which are closely correlated to major bank senior spreads. The Trust remains heavily weighted towards corporate credit which is diversified by sector and remains less sensitive to money markets' pricing of monetary policy tightening.

During period of increased volatility in fixed income markets, it is important to reiterate that the Trust's running income remains the most substantial and predictable component of return. While the central bank tightening cycle may weigh on the outlook for credit spreads, the Trust's floating rate structure will benefit from rising interest rates as the running income increases.

Sector and risk allocations were actively managed during the month. The Manager elected to reduce credit risk by selectively trimming exposure to high yield and unrated corporate debt. Elsewhere, the Trust took part in the new \$1.1 billion subordinated deal from CBA in early April, which widened slightly over the remainder of the month. The Manager believes that domestic bank subordinated spreads offer attractive relative value following recent spread widening.

The outlook for credit has degraded somewhat and is now slightly negative. Perpetual's proprietary credit outlook score examines valuation, macroeconomic factors, supply and demand alongside technical indicators to quantitatively assess the outlook for credit spreads. Disrupted liquidity in secondary markets and negative technical indicators contributed to the reduction in the outlook over the month. The Manager is comfortable with the current level of risk in the portfolio and believes the Trust is well positioned to capitalise on buying opportunities presented by spread widening.

Issuer Profile - SCF Group (Analyst: Michael Murphy)

In a context where the outlook for credit markets is challenging and spreads are widening, active management across a diverse range of opportunities is essential to minimise default risks. The Trust's senior secured 3-year syndicated private loan with SCF group (SCF) is an example of the opportunities afforded by the Manager's broad investable universe and depth of experience.

SCF is a privately held Australian based firm that engages in the handling and supply of shipping intermodal and work site shipping containers. Revenue is primarily generated on a contracted lease basis and their fleet of containers are designed specifically for the required application of the end user. The Manager believes the industry outlook is strong and that SCF's diversified range of products exposes them to a broad range of end markets.

SCF has a sound competitive position within the industry, holding a significant market share. Their offering is differentiated by their superior product range, technical expertise and service delivery. SCF's revenues and cashflows are repeatable and sticky, underpinned by term contracts and supported by a diversified customer base with long standing relationships. The Manager believes that the competitive yield offered by the loan is more than adequate compensation for the risk given SCF's cashflows which offer sound debt service coverage.

One element of the loan that stood out to the Manager was the deal structure which afforded greater lender control than comparable US Term Loan B (TLB) offerings available at the time. The loan includes safeguards such as leverage requirements which protect the Trust and put increased restrictions on SCF group to maintain their ability to meet their loan obligations.

With elevated volatility and pressure on credit markets, assessing credit quality and actively managing risk across a broad universe, sector and issuer level is essential to building a portfolio that will defend capital while returning a robust running yield. Opportunities where the Manager is able secure a competitive yield on debt from an issuer such as SCF with sound fundamentals via an institutional offering with robust borrower restrictions is crucial to the Trust's portfolio construction.

INVESTOR COMMUNICATIONS

The [PCI website](#) hosts a range of information including Monthly Investment Updates, Portfolio Manager insights, dividend history and educational resources. The [my investments](#) section of the website also includes details for the Automatic Investor portal, where you can elect to receive regular communications, periodic statements and updates electronically.

INVESTMENT OBJECTIVE

To provide investors with monthly income by investing in a diversified pool of credit and fixed income assets.

TARGET RETURN

The Trust has a target total return of RBA Cash Rate plus 3.25% p.a. (net of fees) through the economic cycle. This is a target only and may not be achieved.

INVESTMENT STRATEGY

The Perpetual Credit Income Trust (PCI) (the "Trust") will hold a diversified and actively managed portfolio of credit and fixed income assets.

The Trust will typically hold 50 to 100 assets.

30% - 100%	Investment grade assets
0% - 70%	Unrated or sub-investment grade assets
70% - 100%	Assets denominated in AUD
0% - 30%	Assets denominated in foreign currencies (which are typically hedged back to AUD)
0% - 70%	Perpetual Loan Fund

The Trust will diversify exposure and will have maximum exposure limits to issuers.

Typical investments will include corporate bonds, floating rate notes, securitised assets and private debt (for example, corporate loans). Exposure to corporate loans may be gained indirectly through the Perpetual Loan Fund.

ABOUT THE MANAGER

The Trust is managed by Perpetual Investment Management Limited. The Manager has one of the most experienced, proven and stable credit and fixed income teams in the Australian fixed income market. The Manager and the Responsible Entity are wholly owned subsidiaries of Perpetual Limited.

PORTFOLIO MANAGERS

Michael Korber



Managing Director, Credit & Fixed Income

Portfolio Manager: Perpetual Credit Income Trust Perpetual Pure Credit Alpha

Michael has over 37 years' experience, having been involved in credit markets since their development in Australia during the 1990's. Unlike many other fixed income portfolio managers in this market, Michael has a background in lending and banking, understanding credit risk in a fundamental way.

Anne Moal



Head of Corporate High Yield

Portfolio Manager: Perpetual Loan Fund

Anne is an experienced credit markets specialist, having worked for 22 years in credit and fixed income markets in research, origination and trading roles. Anne joined the Credit and Fixed Income Team at Perpetual Asset Management Australia in 2014. Anne is the portfolio manager of the Perpetual Loan Fund with a focus on higher yielding income opportunities.

PERPETUAL KEY CONTACTS

INVESTOR RELATIONS

Karen Trau
P: 02 9229 3138
E: karen.trau@perpetual.com.au

QLD

Tony Harte
Regional Manager
P: 0407 708 109
E: tony.harte@perpetual.com.au

NSW

Mark Williams
Key Account Manager
P: 0405 385 960
E: mark.williams@perpetual.com.au

WA

Tim McCallum
Regional Manager
P: 0411 209 403
E: tim.mccallum@perpetual.com.au

VIC/SA/NT/TAS

Daniel Moore
Regional Manager
P: 0400 032 819
E: daniel.moore@perpetual.com.au

This monthly report has been prepared by Perpetual Investment Management Limited ABN 18 000 866 535, AFSL 234426 (PIML). It is issued and authorised for release by Perpetual Trust Services Limited ABN 48 000 142 049, AFSL 236648 (PTSL). PTSL is the responsible entity and issuer of the Perpetual Credit Income Trust ARSN 626 053 496 (Trust). PTSL has appointed PIML to act as the manager of the Trust. This monthly report is general information only and is not intended to provide you with financial advice or take into account your objectives, financial situation or needs. You should consider, with a financial adviser, whether the information is suitable for your circumstances. To the extent permitted by law, no liability is accepted for any loss or damage as a result of any reliance on this information. Past performance is not indicative of future performance. This information is believed to be accurate at the time of compilation and is provided in good faith. This report may contain information contributed by third parties. PIML and PTSL do not warrant the accuracy or completeness of any information contributed by a third party. Any views expressed in this monthly report are opinions of the author at the time of writing and do not constitute a recommendation to act.

Before making any investment decisions you should consider the Product Disclosure Statement (PDS) for the Trust issued by PTSL and the Trust's other periodic and continuous disclosure announcements lodged with the Australian Securities Exchange (ASX), which are available at www.perpetualincome.com.au or can be obtained by calling 1300 778 468 (within Australia) or +61(2) 9299 9621 (from overseas).

No company in the Perpetual Group (Perpetual Group means Perpetual Limited ABN 86 000 431 827 and its subsidiaries) guarantees the performance of the Trust or the return of an investor's capital. This information does not constitute an offer, invitation, solicitation or recommendation with respect to the purchase or sale of the Trust's units.

This report may contain information obtained from third parties, including ratings from credit ratings agencies such as Standard & Poor's. Reproduction and distribution of third party content in any form is prohibited except with the prior written permission of the related third party. Third party content providers do not guarantee the accuracy, completeness, timeliness or availability of any information, including ratings, and are not responsible for any errors or omissions (negligent or otherwise), regardless of the cause, or for the results obtained from the use of such content. THIRD PARTY CONTENT PROVIDERS GIVE NO EXPRESS OR IMPLIED WARRANTIES, INCLUDING, BUT NOT LIMITED TO, ANY WARRANTIES OF MERCHANTABILITY OR FITNESS FOR A PARTICULAR PURPOSE OR USE. THIRD PARTY CONTENT PROVIDERS SHALL NOT BE LIABLE FOR ANY DIRECT, INDIRECT, INCIDENTAL, EXEMPLARY, COMPENSATORY, PUNITIVE, SPECIAL OR CONSEQUENTIAL DAMAGES, COSTS, EXPENSES, LEGAL FEES, OR LOSSES (INCLUDING LOST INCOME OR PROFITS AND OPPORTUNITY COSTS OR LOSSES CAUSED BY NEGLIGENCE) IN CONNECTION WITH ANY USE OF THEIR CONTENT, INCLUDING RATINGS. Credit ratings are statements of opinions and are not statements of fact or recommendations to purchase, hold or sell securities. They do not address the suitability of securities or the suitability of securities for investment purposes, and should not be relied on as investment advice.

CONTACT DETAILS

Phone: 1300 778 468 within Australia,
or +61(2) 9299 9621 outside Australia
Email: perpetual@automicgroup.com.au
www.perpetualincome.com.au

